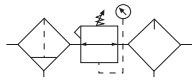


# Combination D28

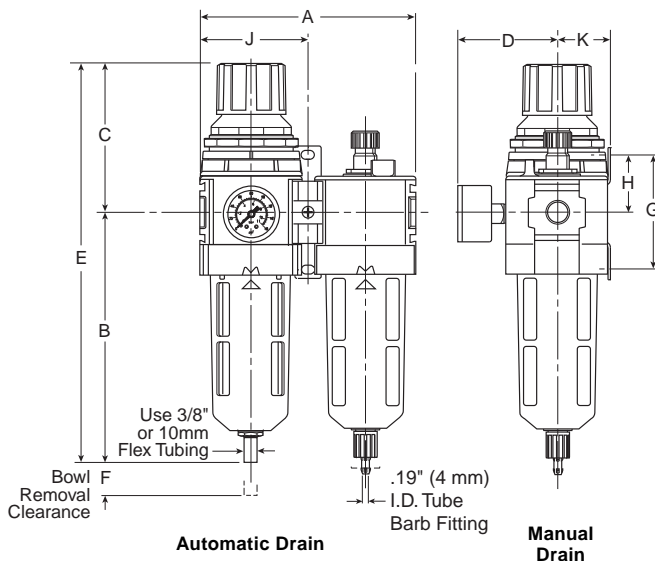
= "Most Popular"



**D28-04-FKG0**

## Features

- Components Integrated into Single Unit
- Modern Design and Appearance
- Light Weight, Ready-to-Mount Assembly Comes Standard with Pressure Gauge and Modular T-Bracket / Joiner Assembly
- High Flow Capacity
- Quick-Disconnect Bowl / Bowl Guard



## Specifications

Flow Capacity*	3/8	105 SCFM (49.6 dm <sup>3</sup> /s)
	1/2	110 SCFM (51.9 dm <sup>3</sup> /s)
	3/4	130 SCFM (61.4 dm <sup>3</sup> /s)
Maximum Supply Pressure	Plastic Bowl	150 PSIG (10.3 bar)
	Metal Bowl	250 PSIG (17.2 bar)
Operating Temperature	Plastic Bowl	-13° to 125°F (-25° to 52°C)
	Metal Bowl	-13° to 150°F (-25° to 65.5°C)
Port Size	NPT/BSPP-G	3/8, 1/2, 3/4
Standard Filtration	5 Micron	
Weight	4.65 lb. (2.1 kg)	

\* Inlet pressure 150 PSIG (6.9 bar). Secondary pressure 90 PSIG (6.2 bar).

**"F" Series Filters, Type "A" 5 micron elements:** All Wilkerson Type "A" 5 micron elements **meet or exceed ISO Class 3** for maximum particle size and concentration of solid contaminants.

## Materials of Construction

Body	Aluminum	
Body Cap	ABS	
Bonnet / Knob	Nylon / Acetal	
Bowls	Plastic Bowl	Polycarbonate
	Metal Bowl	Aluminum
Diaphragm Assembly	Nitrile / Zinc	
Element Retainer / Baffle and Deflector	Acetal Polypropylene	
Filter Element	Polyethylene	
Seals	Plastic Bowl	Nitrile
	Metal Bowl	Nitrile
Sight Dome	Polycarbonate	
Sight Gauge	Metal Bowl	Polyamide (Nylon)
Springs	Main Regulating Valve	Steel Stainless Steel
Suggested Lubricant	Airline Oil F442001	
Valve Assembly	Brass / Nitrile / Acetal	

## Dimensions

Models	Inches (mm)	A	B	C	D	E	F	G	H	J	K
Standard Unit with Gauge D28-XX-FKG0		6.10 (155)	7.34 (186)	4.10 (104)	2.82 (72)	11.44 (291)	2.00 (51)	3.25 (83)	1.63 (41)	3.05 (77)	1.53 (39)
Standard Unit with Automatic Drain and Gauge D28-XX-FGG0		6.10 (155)	7.11 (181)	4.10 (104)	2.82 (72)	11.21 (285)	2.00 (51)	3.25 (83)	1.63 (41)	3.05 (77)	1.53 (39)
With End Blocks		8.78 (223)	—	—	—	—	—	—	—	4.39 (112)	—

**Note:** For Kits and Repair Parts, see individual pages for Filters, Regulators, and Lubricators.

**⚠ WARNING**

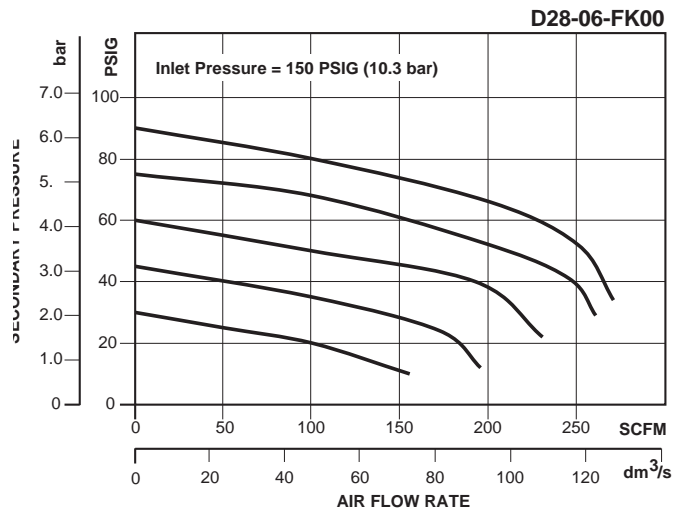
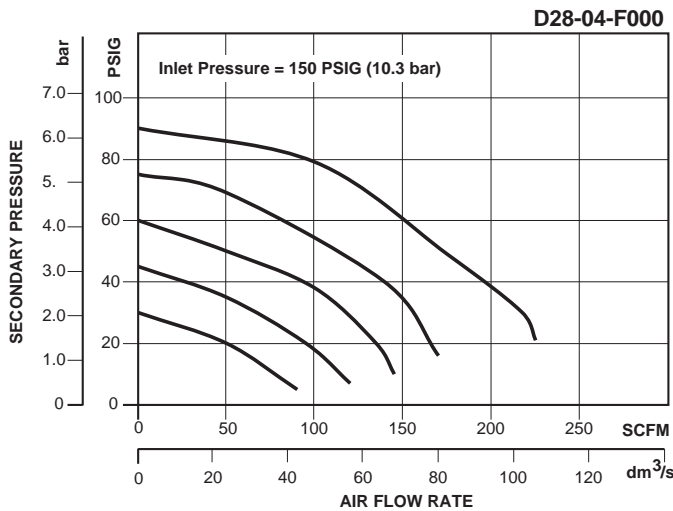
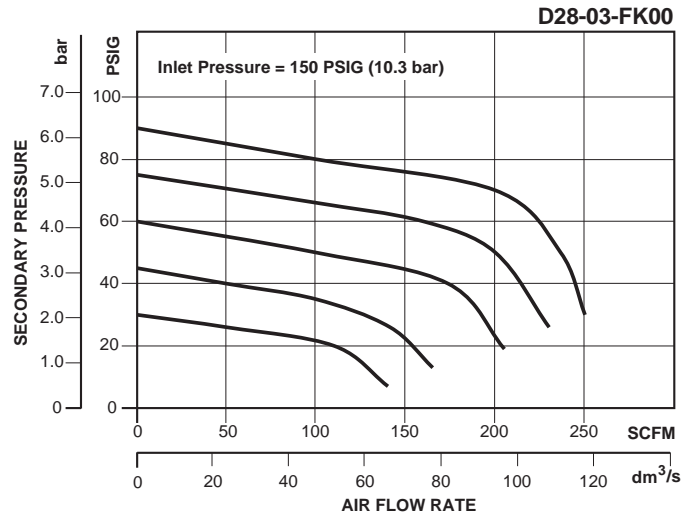
**Product rupture can cause serious injury.  
Do not connect regulator to bottled gas.  
Do not exceed maximum primary pressure rating.**

**CAUTION:**

**REGULATOR PRESSURE ADJUSTMENT** – The working range of knob adjustment is designed to permit outlet pressures within their full range. Pressure adjustment beyond this range is also possible because the knob is not a limiting device. This is a common characteristic of most industrial regulators, and limiting devices may be obtained only by special design.

For best performance, regulated pressure should always be set by increasing the pressure up to the desired setting.

= "Most Popular"



**Ordering Information**

Model Type	Port Size	Plastic Bowl / Bowl Guard Without Gauge 0 to 125 PSI (0 to 8.6 bar)	Plastic Bowl / Bowl Guard With Gauge 0 to 125 PSI (0 to 8.6 bar)	Metal Bowl / Sight Gauge Without Gauge 0 to 125 PSI (0 to 8.6 bar)	Metal Bowl / Sight Gauge With Gauge 0 to 125 PSI (0 to 8.6 bar)	Plastic Bowl / Bowl Guard / With Gauge With End Blocks 0 to 125 PSI (0 to 8.6 bar)
<b>Manual Drain</b>	3/8	D28-03-FK00	D28-03-FKG0	D28-03-FL00	D28-03-FLG0	D28-03-FKBG
	1/2	D28-04-FK00	D28-04-FKG0	D28-04-FL00	D28-04-FLG0	D28-04-FKBG
	3/4	D28-06-FK00	D28-06-FKG0	D28-06-FL00	D28-06-FLG0	D28-06-FKBG
<b>Automatic Drain</b>	3/8	D28-03-FG00	D28-03-FGG0	D28-03-FH00	D28-03-FHG0	D28-03-FGBG
	1/2	D28-04-FG00	D28-04-FGG0	D28-04-FH00	D28-04-FHG0	D28-04-FGBG
	3/4	D28-06-FG00	D28-06-FGG0	D28-06-FH00	D28-06-FHG0	D28-06-FGBG

**Options** - To order an option supplied with the unit model, add the appropriate coded suffix letter in the designated position of the model number.